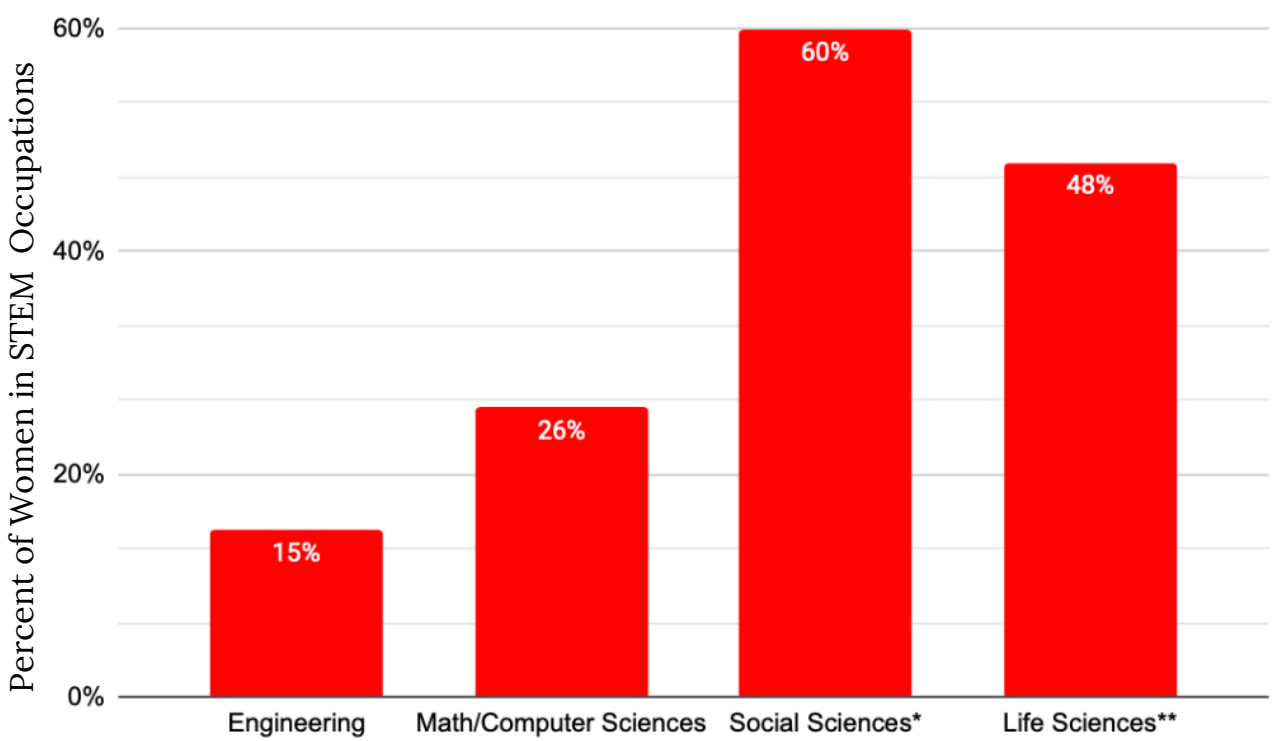



GENDER AND DIVERSITY IN STEM

WOMEN IN THE STEM WORKFORCE

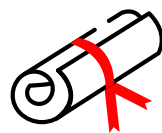
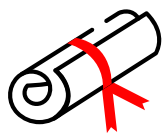


*Social Sciences refers to psychology, economics, sociology, and political science
**Life Sciences refers to biological, agricultural, and environmental sciences

IN 2016 FEWER GIRLS WERE ENROLLED IN AP CALCULUS BC, PHYSICS 2, PHYSICS C, AND COMPUTER SCIENCE



STUDENTS WITH LOWER SOCIOECONOMIC STATUS ARE LESS LIKELY TO TAKE ADVANCED MATH AND SCIENCE COURSES IN HIGH SCHOOL



THE PERCENT OF BACHELOR'S, MASTER'S AND DOCTORATE DEGREE'S IN SCIENCE & ENGINEERING AWARDED TO MINORITY WOMEN IN 2016



WOMEN MAKE UP HALF OF THE COLLEGE-EDUCATED WORKFORCE, BUT ONLY 28% OF THE SCIENCE AND ENGINEERING WORKFORCE



14.9% OF THE U.S. POPULATION IS HISPANIC, BUT THEY ACCOUNT FOR ONLY 6% OF SCIENCE AND ENGINEERING WORKERS